



Bank of Åland

Investor Presentation
October 2022

Table of Contents

1. Bank of Åland in Brief	3
2. Strategy and Market Position	7
3. Sustainability	12
4. Performance and Capital	18
5. Asset Quality	25
6. Liquidity and Funding	27
7. Appendix	30



1. Bank of Åland in Brief

ÅLANDSBANKEN

Bank of Åland in Brief

Bank of Åland Plc

- Established in 1919 on the Åland Islands, listed since 1942 on NASDAQ OMX Helsinki
- A Finnish bank targeting high net worth and affluent individuals
- Operations on the Åland Islands, Finnish mainland and Sweden
- Top-ranked in customer loyalty
- A long-standing tradition of stability and very low credit losses
- BBB+ rating with a stable outlook from S&P

The Vision

- Create value for ambitious individuals and companies that appreciate relations:
 - Private Banking since 1982
 - IT services by Crosskey Banking Solutions since 2004
 - Premium Banking since 2004
 - Partnership Banking since 2016
- Delivering a large bank's range of services with a small bank's thoughtfulness and good sense
- Bank's customer surveys show that also during the Covid-19 pandemic customers continue to appreciate Bank's expertise, personalized service, high ethical standards and sustainability work

Covered Bonds

- The Bank of Åland has been active in the covered bond market since 2012
- One Cover Pool: Cover Pool FIN consists of 100 % Finnish and the Åland Islands' residential mortgages
- Clear concentration to the growth centres and the wealthiest parts of Finland
- Published commitment to a strong over-collateralization and six months liquidity
- AAA (stable) rating from S&P on Cover Pool FIN

Financial Scorecard

September 30, 2022

<div data-bbox="435 282 565 325">Capital</div> <div data-bbox="191 382 346 592">CET1 Capital Ratio 11.8 %</div> <div data-bbox="435 378 1235 525"><ul style="list-style-type: none">• Strong capital position• Standardised approach used in Sweden• Capital requirements applicable are CET1 capital ratio 8.1 %, Tier 1 capital ratio 9.8 % and Total capital ratio 12.0 %</div>	<div data-bbox="1337 282 1737 325">Liquidity and Funding</div> <div data-bbox="1337 368 1908 554"><ul style="list-style-type: none">• Loan/deposit ratio of 101 %• Liquidity reserve at 20 % of total assets• LCR at 138 %• NSFR at 110 %• BBB+ bank rating with stable outlook</div> <div data-bbox="2137 325 2390 649">AAA Rating with Stable Outlook on Covered Bonds</div>
<div data-bbox="435 759 764 802">Risk Management</div> <div data-bbox="168 896 374 1053">Loan Loss Level 0.12 %</div> <div data-bbox="435 849 1207 1073"><ul style="list-style-type: none">• Long history of having the lowest loan loss level of all Finnish banks. Loan loss level of 0.12 % in 9M 2022 (0.05 % in 9M 2021)• No trading positions or complex financial instruments• Strict limits on exposures to financial institutions. Bulk of the exposure is to highly rated Nordic entities</div>	<div data-bbox="1337 759 1554 802">Profitability</div> <div data-bbox="1337 849 2066 1035"><ul style="list-style-type: none">• Positive earnings trend• Resilient despite volatile market conditions• Net operating profit of EUR 35.5 M in 9M 2022 (EUR 39.0 M in 9M 2021)• ROE 13.1 % in 9M 2022 (15.1 % in 9M 2021)</div> <div data-bbox="2206 906 2339 1006">ROE 13.1 %</div>

Stable Outlook on BBB+ Issuer Credit Rating by Standard & Poor's

	To	From
Issuer Credit Rating	BBB+/Stable/A-2	BBB/Positive/A-2
Stand-alone credit profile	bbb+	bbb
Anchor	a-	a-
Business position	Constrained -2	Constrained -2
Capital and earnings	Very Strong +2	Strong +1
Risk position	Moderate -1	Moderate -1
Funding	Adequate o	Adequate o
Liquidity	Adequate	Adequate
Comparable ratings analysis	o	o
Support	o	o
Additional loss-absorbing capacity support	o	o
Government-related entity support	o	o
Group support	o	o
Sovereign support	o	o
Additional factors	o	o

Source: S&P Global Ratings Research Update: Bank of Aland PLC Upgraded To 'BBB+' On Increased Capital; Outlook Stable, July 13, 2022
<https://www.alandsbanken.com/uploads/pdf/England/Standard-Poors-research-update-13-7-2022.pdf>

On July 13, 2022 S&P Global Ratings raised its long-term issuer credit rating on Bank of Aland to BBB+ from BBB.

- “The upgrade reflects our forecast that Bank of Aland’s capitalization will strengthen sustainably through 2024.”
- “We now expect the bank’s RAC ratio will improve by about 200 basis points to 16 % by 2024 from 13.8 % as of year-end 2021.”
- “We think Bank of Aland will continue to demonstrate steady earnings generation supporting capital build-up.”
- “We forecast Bank of Aland will post return on average common equity just below 15 % over 2022-2024.”
- “The bank has a well-honed business model that delivers stable revenue.”

The outlook is stable and reflects Standard & Poor’s expectations that the Bank will maintain a sound financial position despite the more challenging operating environment for banks over the coming quarter

An aerial photograph of a rocky coastline. The water is a deep, clear blue, revealing the dark, jagged rocks beneath the surface. A small white bird is perched on one of the rocks. The text "2. Strategy and Market Position" is overlaid in white on the left side of the image.

2. Strategy and Market Position

Three Markets – Two Strategies

The Åland Islands

- 2 offices, market share > 50 %
- Full product range offered
- **The Bank for everyone**

Finland

- 6 offices in affluent parts of Finland, market share > 1 %
- Full product range offered but “bread and butter” services only as complement to Private Banking and Premium Banking services offering
- **Targeted segment: High Net Worth/ Affluent Individuals and their companies**

Sweden

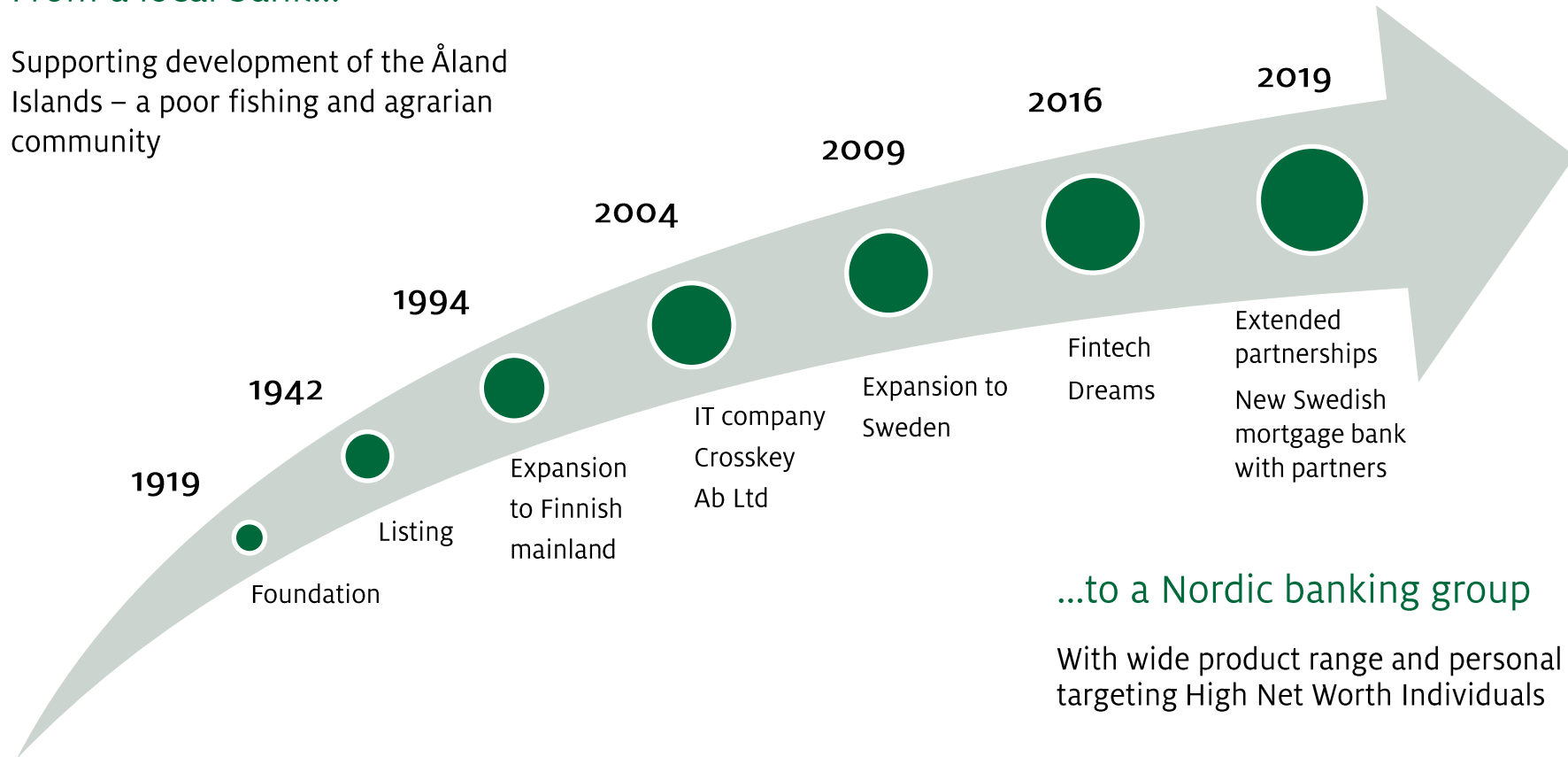
- 3 offices in Sweden’s largest cities, market share < 1 %
- Full product range offered but “bread and butter” services only as complement to Private Banking and Premium Banking services offering
- **Targeted segment: High Net Worth/ Affluent Individuals and their companies**



Bank of Åland History of Strategic Decisions

From a local bank...

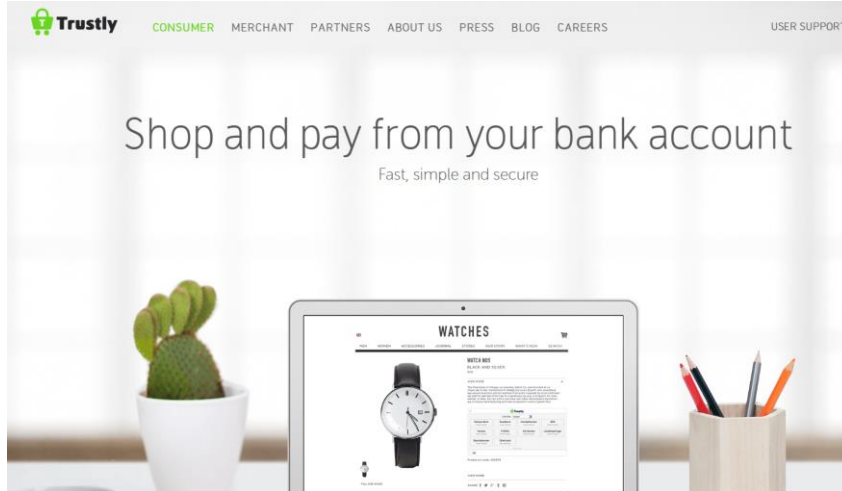
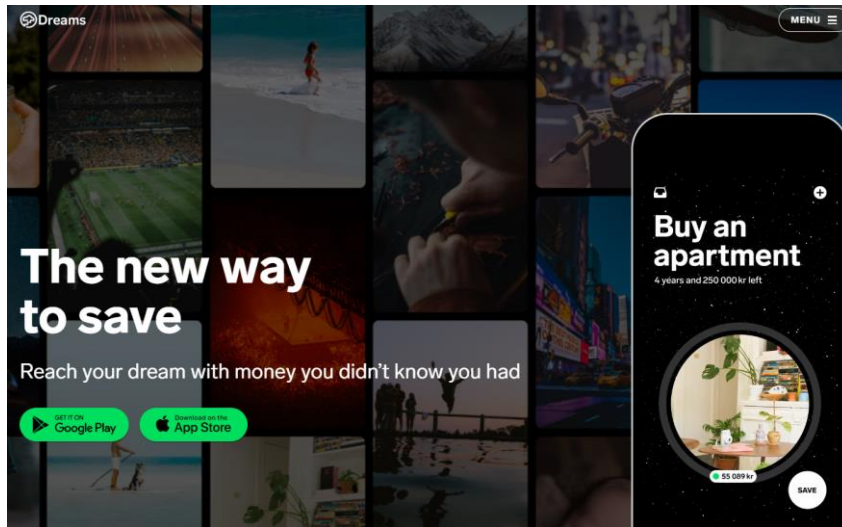
Supporting development of the Åland Islands – a poor fishing and agrarian community



...to a Nordic banking group

With wide product range and personal service targeting High Net Worth Individuals

Digitalization in Focus: Strategic Fintech Partners




DO About us Press FAQ English ▾

A banking service for everyday climate action

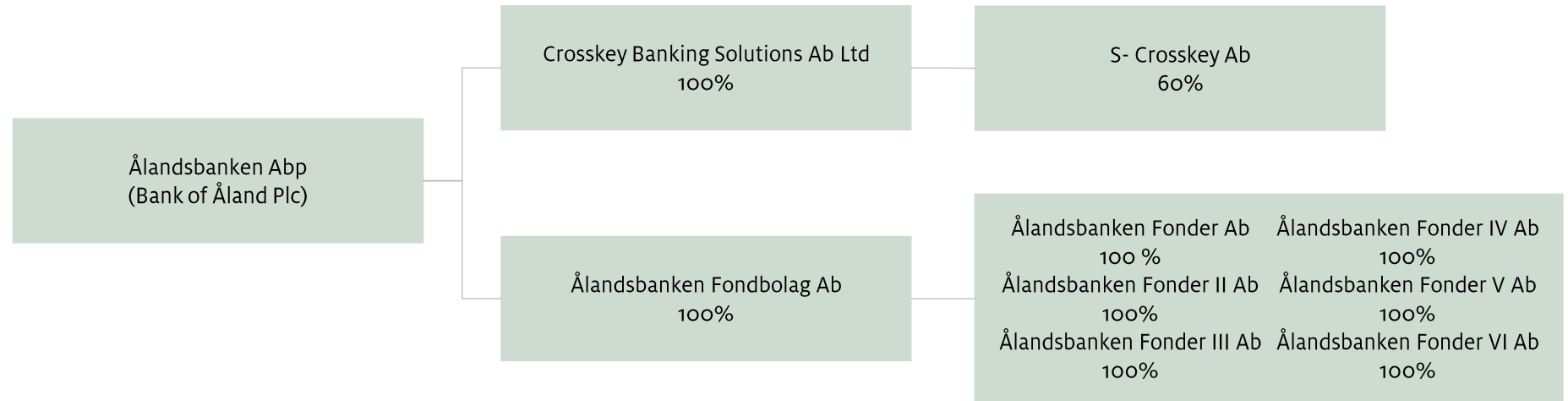
Use a free revolutionary mobile banking service to reduce your carbon emissions day by day.

Positive returns for both you and the planet.

Early sign-up!



Bank of Åland Group Legal and Ownership Structures



Major owners as of September 30, 2022	Share of capital	Share of votes
Wiklöf Anders with companies	21.3 %	29.7 %
Alandia Insurance	6.8 %	11.1 %
The Family Kamprad Foundation	5.9 %	0.7 %
Fennogens Investment S.A. (Family Ehrnrooth)	5.0 %	9.0 %
Pensionsförsäkringsaktiebolaget Veritas	2.5 %	2.0 %

Approximately 12,500 shareholders in total, half of them from the Åland Islands

3. Sustainability

Bank of Åland's Sustainability Journey



Sustainability Strategy – Our Four Areas of Sustainability

Responsible Investments



- Considering ESG factors in all investment decisions
- Providing green investment products, such as the Green Bond ESG Fund and the Wind Power Fund
- Engaging in discussions through membership in Investment Forums Finsif & Swesif
- Measuring our funds' CO2 intensity and strive for gradually declining levels

Responsible Lending



- Offering financing solutions that corresponds to the customer's repayment capacity and needs
- Supporting local entrepreneurship by granting EIF Innov Fin-guaranteed financing and demanding increased transparency in sustainability issues
- Promote green lending such as loans towards renewable energy projects

Environmental Responsibility



- Striving to reduce carbon dioxide emissions
- Increasing global awareness to carbon dioxide emissions through the Åland Index
- Contributing to a cleaner Baltic Sea by supporting good initiatives through the Baltic Sea Project

Social Responsibility



- Engaging in the Åland business community and driving development towards a more sustainable society through projects, donations and sponsorships
- Creating a work culture embracing diversity, inclusion and equality through actions such as ensuring gender balance in leadership positions, salary models, workshops and weekly measurements of engagement

UN SDGs & Stakeholders



Materiality analysis



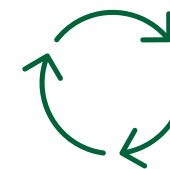
Identify areas for sustainable development



Setting targets



Follow-up



Our Sustainability Strategy is Focused on Four Prioritized SDGs

We selected four of the seventeen SDGs based on their importance and relevance to our operations

Affordable and Clean Energy

7 AFFORDABLE AND CLEAN ENERGY



Our ambition is to raise awareness about carbon dioxide emissions

- WE PROVIDE GREEN INVESTMENT PRODUCTS
- WE INVEST IN WIND FARMS
- OUR GOAL IS 100 % OF THE GROUP'S ENERGY CONSUMPTION FROM RENEWABLE SOURCES



Decent Work and Economic Growth

8 DECENT WORK AND ECONOMIC GROWTH



We work actively to promote social sustainability, encompassing inclusion, equal worth, sound values and a strong commitment to the community, as well as following regulations and requirements to help combat corruption, money laundering and other criminal activities

- RESPONSIBLE LENDING
- INTEGRATION AND DIVERSITY
- EQUAL PAY FOR EQUAL WORK
- BUSINESS PARTNERSHIPS
- LOCAL AND GLOBAL COMMITMENT



Climate Action

13 CLIMATE ACTION



We endeavour to continuously reduce our carbon dioxide emissions by means of sustainable consumption and production

- RESPONSIBLE INVESTMENTS
- REDUCED CARBON DIOXIDE EMISSIONS
- ÅLAND INDEX



Doconomy
360,000,000

Bank customers worldwide can monitor the carbon footprint of their card purchases via Åland Index Solutions

Life Below Water

14 LIFE BELOW WATER



Through the Baltic Sea Project and the Baltic Sea Account, we and our customers work together to help reduce pollution in the Baltic Sea

- BALTIC SEA PROJECT

ÖSTERSJÖPROJEKTET
BALTICSEAPROJECT
ITÄMERIPROJEKTI



€ 3,800,000

funding good ideas for the environment since 1997.

Our Sustainability Governance Structure

Sustainability is a natural element of the Bank of Åland's business strategy

Based on their specific roles, all executives and employees are responsible for ensuring that the Bank of Åland develops in a sustainable way. Among the tools of this work are directives, guidelines and plans that concretize the strategy in each area of sustainability

Board of Directors	Having the ultimate responsibility for governance of the Bank's sustainability work and adopting the Bank's sustainability strategy every two years
Executive Team	The Chief Executive is responsible for implementing the strategy. The Executive team is responsible for strategic sustainability work based on a yearly materiality analysis and the Bank's sustainability strategy
Sustainability Team	Carrying out the Bank's overall sustainability work and acting as a forum for questions and decisions. The team consists of four people: our sustainability manager, sustainability strategist, sustainability developer and responsible investment manager
ESG Committee	Monitoring global events, overseeing developments in sustainable investments and ensuring that strategies and guidelines for sustainable investments are being followed
Regulatory Group	Compiling all global monitoring results and also maintaining a list of regulations that must be implemented
Project Organization	Carrying out those development and implementation projects which are related to sustainability

Climate targets

- In 2021 we established the Group's climate targets, which support the Paris Agreement and its important goal in the fight against climate change: that the global temperature increase should be kept well below 2 degrees and that efforts should be made to limit it to 1.5 degrees
- Climate calculations form the basis for our ability to develop a climate strategy that tells us how, and at what pace, we should reduce our greenhouse gas emissions in order to achieve the established climate target. This strategy will be completed in 2022

2030 Target 1


Reducing CO₂e emissions by 50 per cent no later than 2030, compared to 2021

2035 Target 2

Being a climate-neutral organization no later than 2035, in line with Finland's climate policy decision

2050 Target 3

Achieving net-zero emissions by 2050





4. Performance and Capital

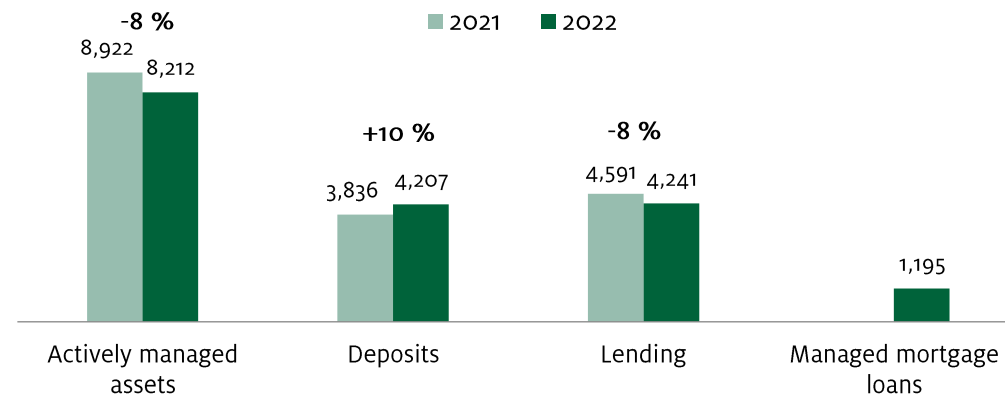
Long-Term Financial Targets

Profitability	Return on equity after taxes (ROE) shall exceed 15 per cent over time
Capitalization	The Common Equity Tier 1 capital ratio shall exceed the FIN-FSA's minimum requirement by 1.75-3.0 percentage points
Payout ratio	The payout ratio shall be 60 per cent of shareholders' interest in profit or higher, provided that capital adequacy does not fall below target

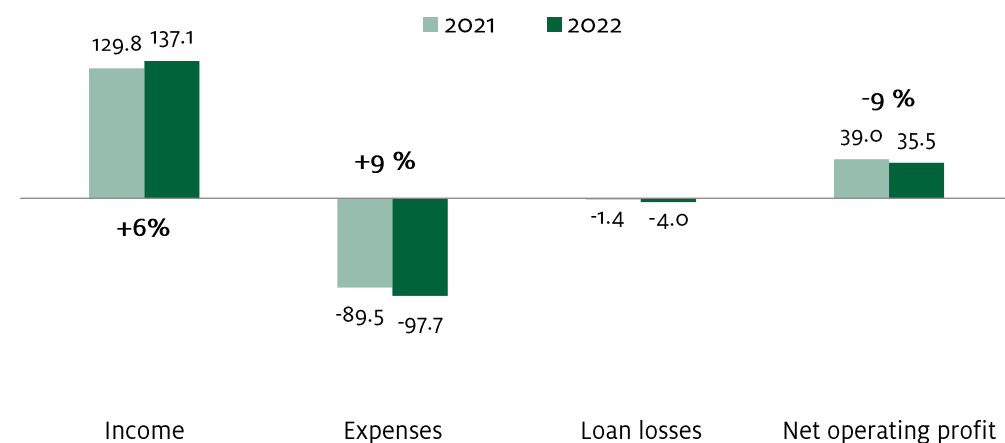
9M 2022 in Summary

- So far, 2022 has been turbulent: with war in Ukraine, high inflation, rising interest rates and bond yields as well as plunging stock markets
- Russia's invasion of Ukraine has no direct impact on the Bank of Åland's credit portfolio. However, the Bank of Åland is affected by the changing macroeconomic conditions. The Bank has substantial positive sensitivity to rising short-term market interest rates
- In February, the Bank of Åland transferred most of its Swedish mortgage loans (SEK 10.4 billion) and related previously issued covered bonds (SEK 7.5 billion) to Borgo, in which the Bank of Åland is one of the main shareholders. The transaction had a nonrecurring positive effect in the Bank of Åland's income statement of EUR 9.8 M
- Of the Bank of Åland's Stage 3 impairment loss provisions, EUR 4.7 M is related to a case in Sweden caused by credit fraud, where the customers have already been convicted of similar crimes. The Bank of Åland has the requisite insurance against crime and has filed a damage claim with its insurance company. The insurance company has not completed its damage investigation, which is why no insurance payment has been included yet in the financial accounts
- Finland's POP Bank has chosen the Bank of Åland's subsidiary Crosskey as its central banking system partner

Volumes, EUR M



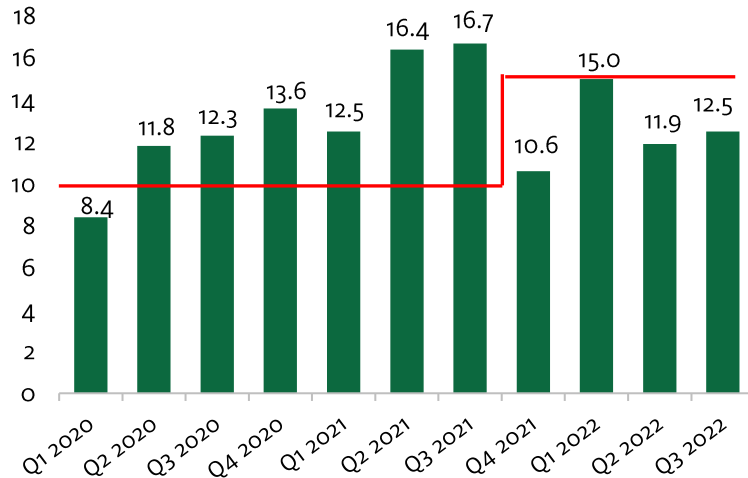
Net operating profit, EUR M



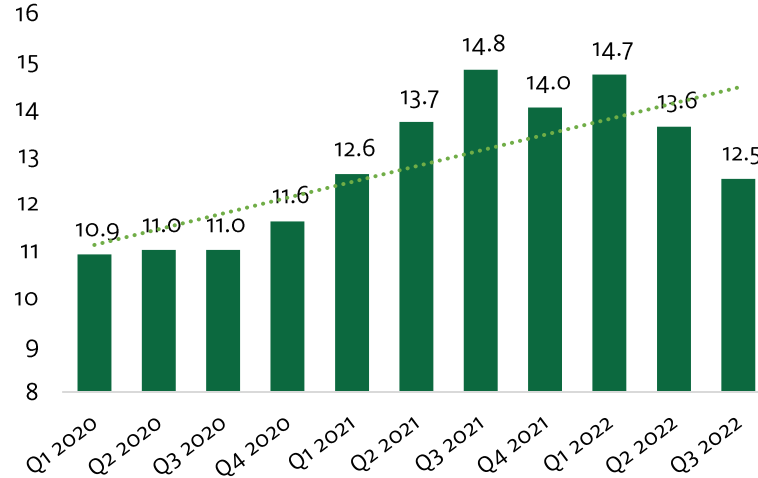
Q3 and 9M 2022 results

- Net operating profit Q3, EUR 11.1 M (14.6 M in Q3 2021)
- ROE Q3, 12.5 % (16.7 % in Q3 2021)
- Net operating profit 9M, EUR 35.5 M (39.0 M in 9M 2021)
- ROE 9M, 13.1 % (15.1 % in 9M 2021)
- Earnings per share 9M, EUR 1.82 (2.05 in 9M 2021)

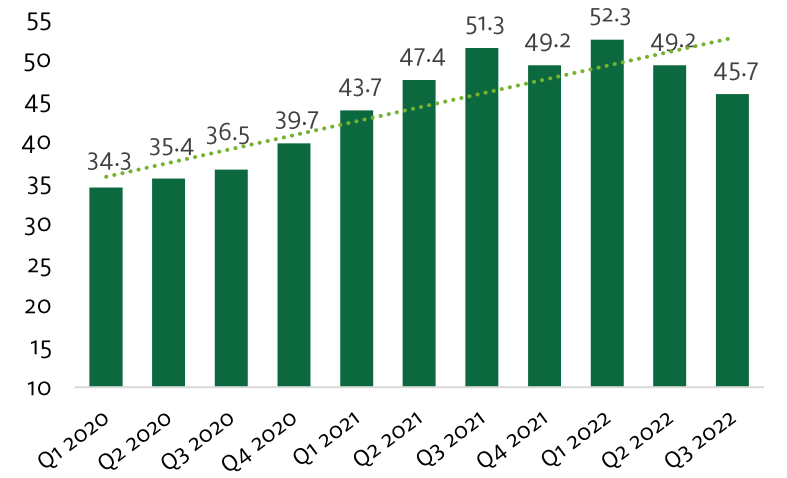
ROE %, 2019-2022



ROE, Rolling 12 Months, %



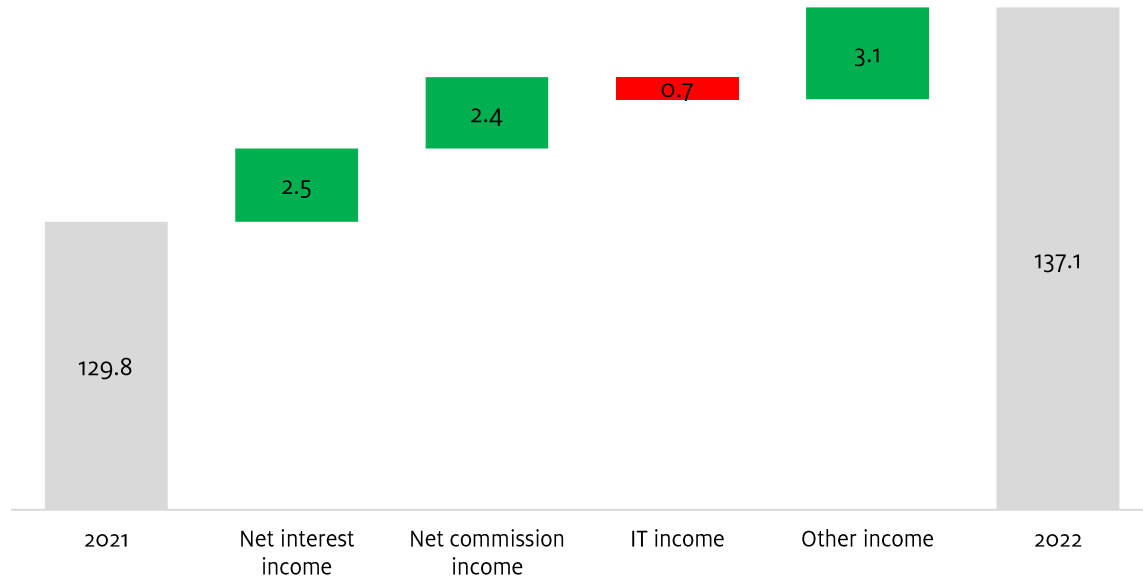
Net Operating Profit, Rolling 12 Months, EUR M



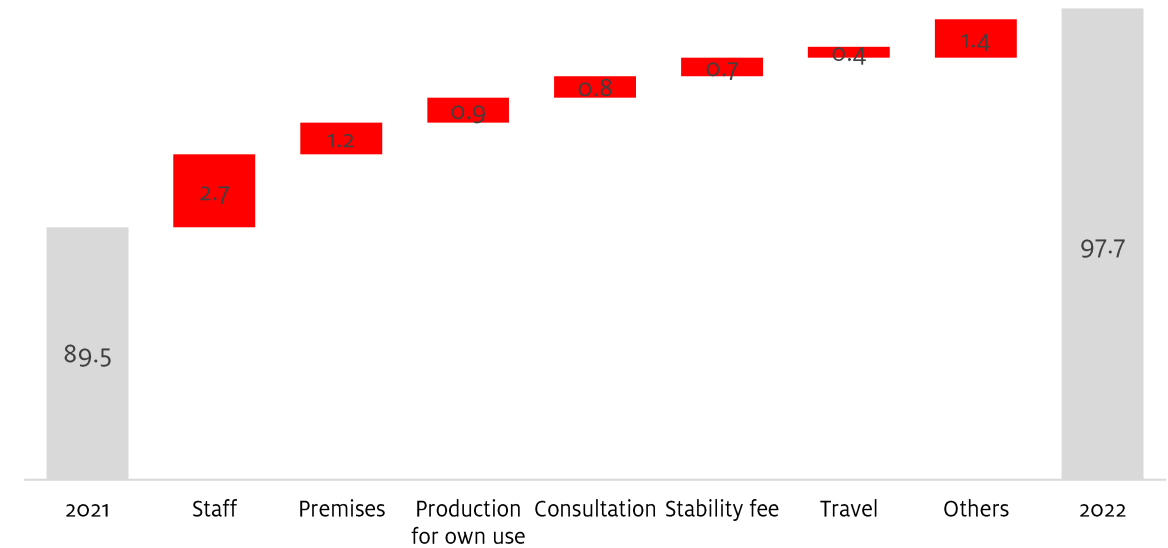
Statutory fees: EUR 2.0 M (Q1 2020), EUR 0.6 M (Q2 2020), EUR 2.8 M (Q1 2021), EUR -0.1 M (Q2 2021), EUR 3.6 M (Q1 2022) and EUR -0.1 M (Q2 2022)

Higher Income and Expenses

Income 9M 2022, EUR M



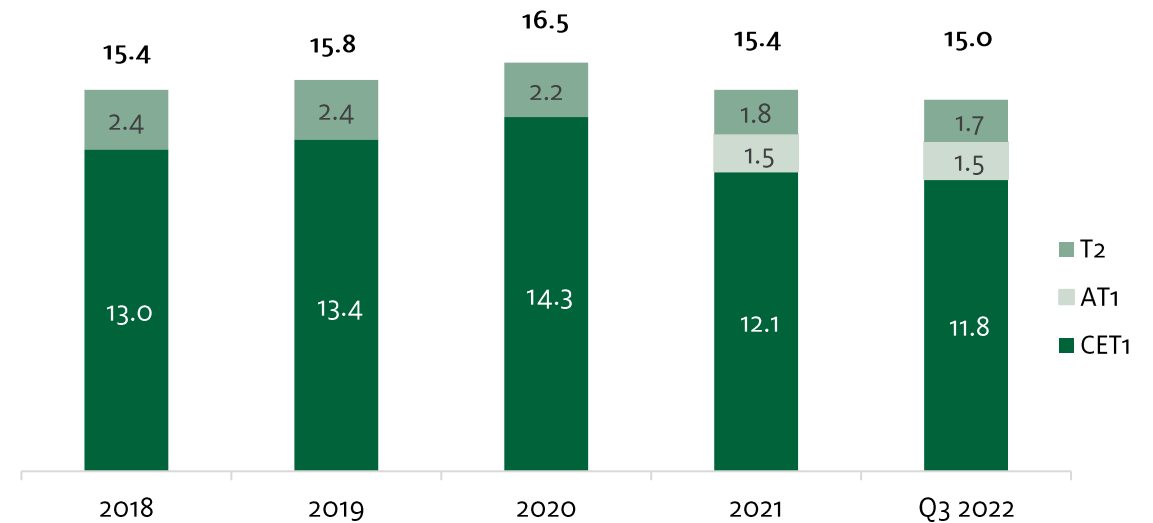
Expenses 9M 2022, EUR M



Committed to Maintaining a Strong Capital Ratio

- The Bank of Åland is committed to a strong capital ratio
- The Bank will continue to build up its capital base, improve and diversify earnings, and uphold a sound approach to risk
- Conservative pay-out policy is to safeguard the capital position
- As of 2022, the standardised 26.5 per cent upward adjustment in the risk exposure amount, calculated according to the current IRB approach while awaiting an updated approach, was raised to 45.5 per cent for the retail portfolio
- A new capital requirement for market risk exists in 2022 due to an increased strategic foreign exchange position in Swedish kronor after the transfer of most of the Swedish mortgage loan portfolio to Borgo
- At year-end 2021, there was unutilised permission from the Finnish FSA for buy-backs of the Bank's own shares totalling up to EUR 10.5 M. This amount was fully deductible item in the capital base (own funds) even when these buy-backs had not occurred. As of September 30, 2022 similar permission was in force, of which the unutilised portion amounted to EUR 9.3 M
- CET1 capital ratio for a small bank like the Bank of Åland is not comparable to larger banks with IRB methods

Capital position, %

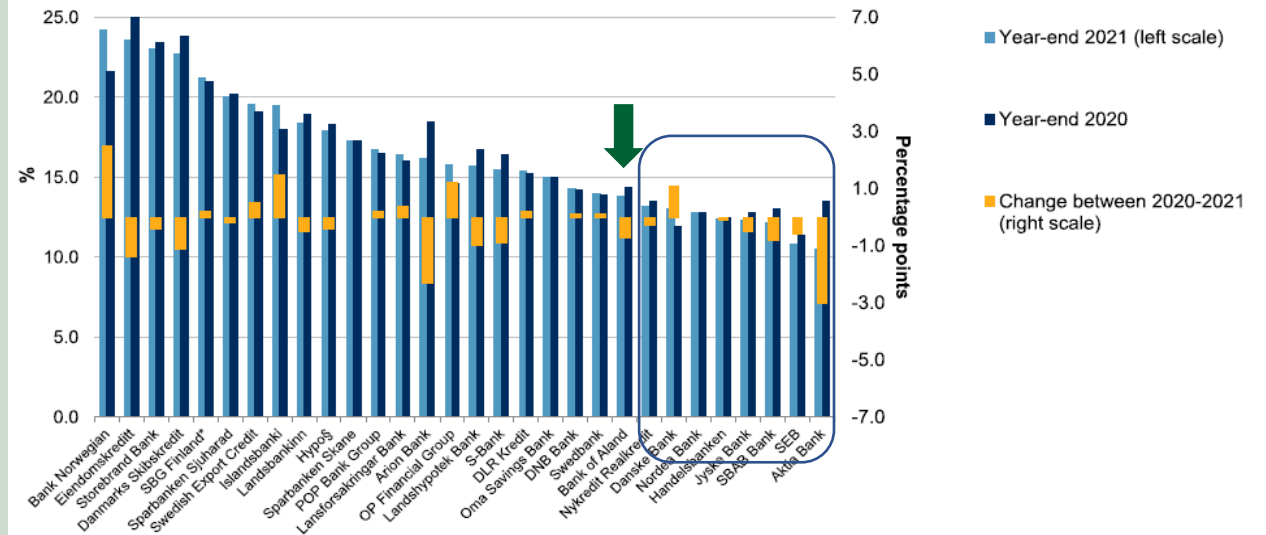


S&P View Bank of Åland's Capital Position to be a Credit Strength

S&P highlights that Bank of Åland's strong capital position is a credit strength

- Key strengths according to S&P
 - Strong risk-adjusted capitalization
 - Low credit losses
- The upgrade on the Bank's long-term issuer credit rating from BBB to BBB+ reflects Standard & Poor's forecast that Bank of Åland's capitalization will strengthen sustainably through 2024. Standard & Poor expects the Bank's RAC ratio will improve to 16 % by 2024 from 13.8 % as of year-end 2021

Nordic Banks' RAC Ratios On Dec. 31, 2021, Compared With Dec. 31, 2020

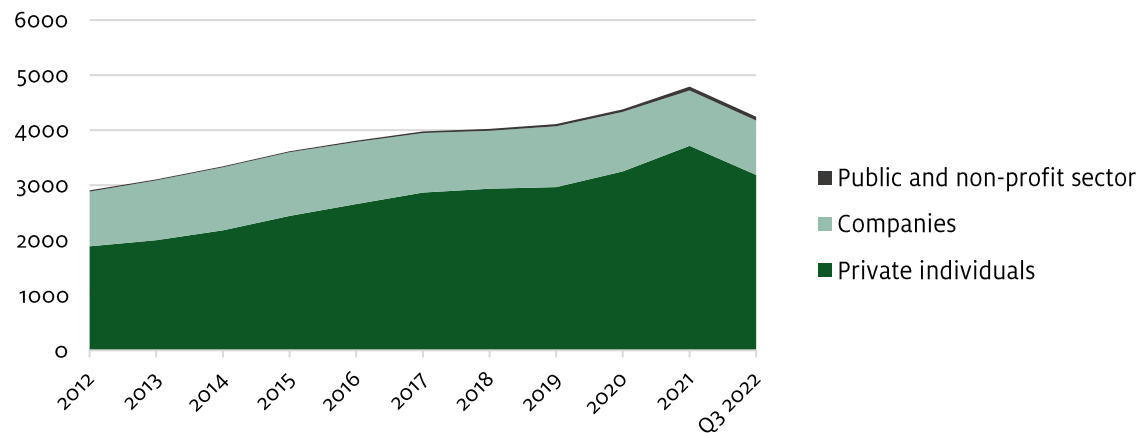


5. Asset Quality

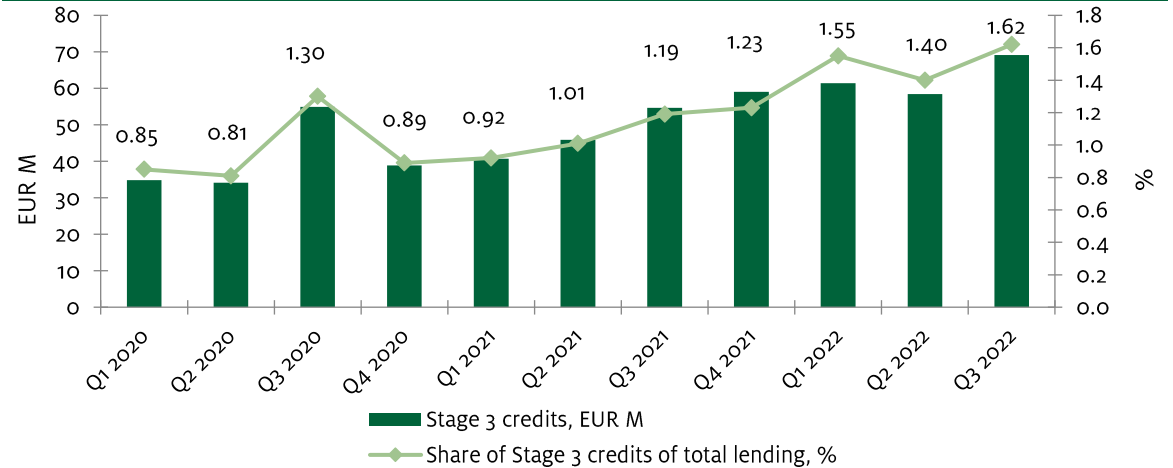
Lending Strategy Focused on Balanced Credit Growth

- The Bank of Åland is a relationship Bank with primary focus on customers with investment needs in the Private Banking and Premium Banking segments
 - Selective lending to high quality, affluent clients, where asset quality prioritised over lending volume growth and higher returns
- The Bank of Åland is not granting credits as a standalone product to mass market clients or corporate clients
- Balanced growth in lending versus deposits in every business area
- Residential mortgages or property as collateral in at least half of the lending
- Many small loans are preferred to few large
- Loan loss level of 0.11 % in Q3 2022 (0.07 % in Q3 2021)

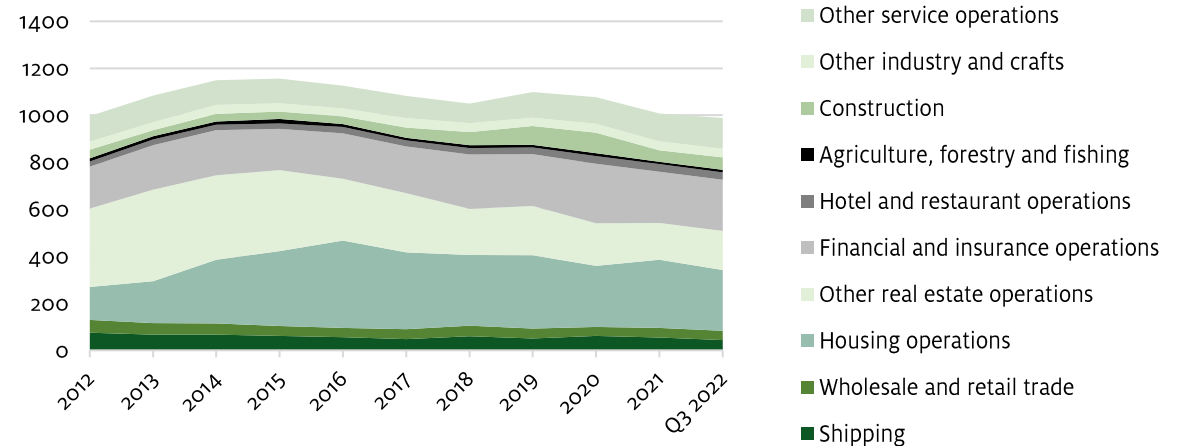
Lending to the Public, EUR M



Stage 3 Credits 2019-2022



Lending to Companies, EUR M

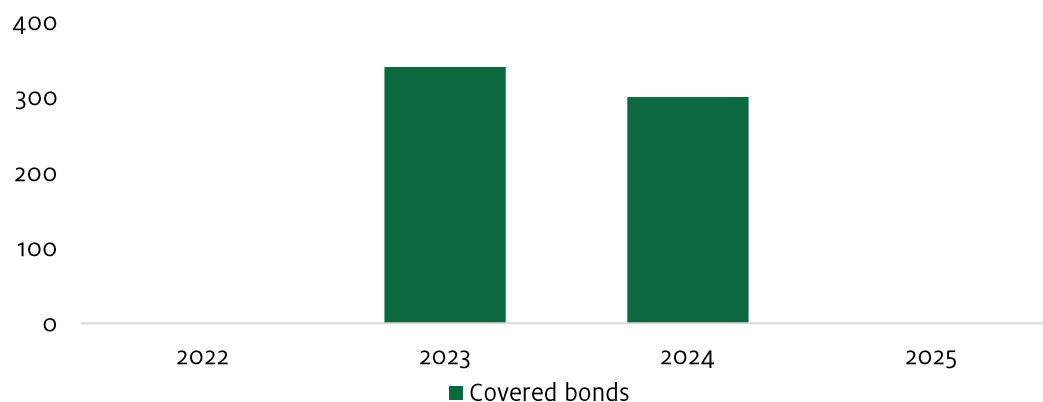


6. Liquidity and Funding

Group Funding and Liquidity Management

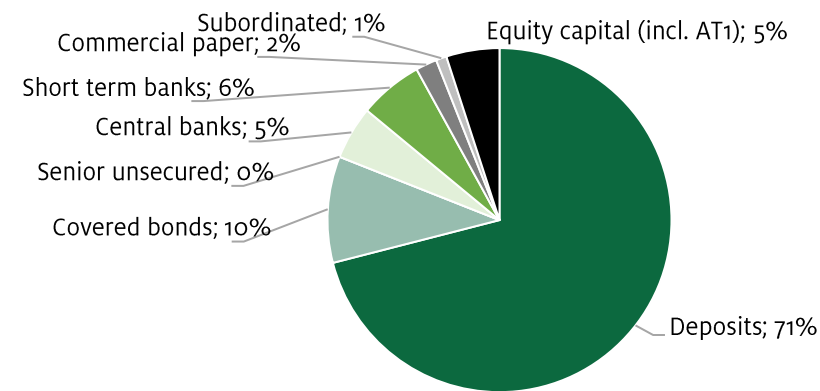
- Demand deposits and time deposits from core private customers and their companies are the main funding sources
- Covered bonds, the main long-term funding source today, were introduced in early 2012 in order to diversify the funding mix and to form a reliable and cost-efficient funding channel
- Loans from central banks have grown during the pandemic: 2 % → 5 %
- A balanced funding mix is maintained with diversity of funding sources
- Well-diversified maturity profile with limited exposure to short-term wholesale funding

Maturing Long-Term Funding* September 30, 2022, EUR M



* Excluding retained covered bonds

Group Funding Profile September 30, 2022



Themes 2022

- After the transfer of SEK covered bonds to Borgo, the share of customer deposits is high, above 70 % of the funding
- During the Covid-19 pandemic it has been a reasonable strategy to issue retained covered bonds and use those as collateral for funding from the central banks
- Demand conditions and the market situation favour issuance in covered bonds
- The balanced funding mix is maintained
- Effective on January 1, 2022, Finnish FSA has given the Bank of Åland a formal MREL requirement under European Union regulations. The requirement consists of a minimum of 9 % total capital requirement and a minimum of 3 % leverage ratio. The MREL requirements have no material effect on the funding of the Bank

Liquidity Reserve

- Very high quality in liquidity reserves
 - The most liquid and tradable assets
 - LCR and NSFR targets reached
- Coordinated cash pools between Finland and Sweden
- Conservative approach to market risk within liquidity reserves
 - Assets with short duration
 - Well diversified counterparty risk profile

Key metrics

Liquidity reserve

20 %
of total assets

Liquidity portfolio

EUR 1,249 M

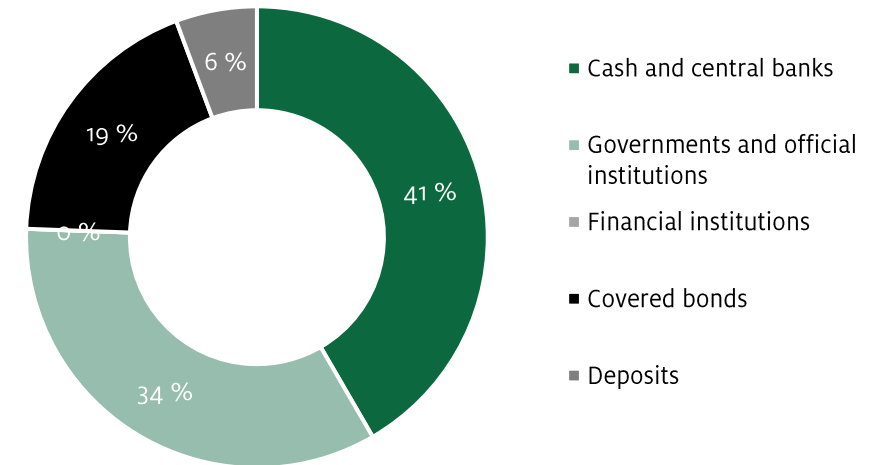
LCR

138 %

NSFR

110 %

Composition of the Liquidity Reserve September 30, 2022



7. Appendix

Contact Details

Peter Wiklöf, CEO

peter.wiklof@alandsbanken.fi

+358 40 512 7505

Jan-Gunnar Eurell, CFO

jan-gunnar.eurell@alandsbanken.se

+46 70 589 1209

Maria Rissanen, Head of Group Treasury

maria.rissanen@alandsbanken.fi

+358 50 538 8898

Key Figures

	Q3 2022	Q3 2021	2021	2020	2019	2018	2017
ROE, %	12.5	16.7	14.0	11.6	10.7	9.8	9.1
Expense/ income ratio, %	71	66	69	70	73	77	78
Loan loss level, %	0.12	0.07	0.12	0.11	0.08	0.02	0.06
CET1 capital ratio, %	11.8	13.5	12.1	14.3	13.4	13.0	12.9
Total capital ratio, %	15.0	16.2	15.4	16.5	15.8	15.4	14.2
Earnings per share, EUR	0.57	0.77	2.55	2.02	1.69	1.48	1.35
Equity capital per share, EUR	18.17	18.74	19.39	18.76	16.61	15.67	15.14
Lending to the public, EUR M	4,241	4,591	4,788	4,378	4,110	4,022	3,979
Deposits from public, EUR M	4,207	3,836	4,070	3,605	3,368	3,304	3,148
Equity capital, EUR M	312	322	332	292	258	242	234
Risk exposure amount, EUR M	1,967	1,884	1,976	1,671	1,583	1,578	1,538
FTE	882	836	815	751	700	691	691

Income Statement

EUR M	Q3 2022	Q3 2021	2021	2020	2019	2018	2017
Net interest income	18.9	15.5	62.2	58.9	53.9	54.5	55.9
Net commission income	18.6	19.1	79.0	66.3	58.0	54.3	52.9
Other income	5.2	10.6	34.8	24.9	22.0	18.8	19.2
Total income	42.7	45.2	176.0	150.1	133.9	127.6	128.0
Staff costs	-17.9	-17.1	-71.1	-62.9	-57.0	-57.1	-59.8
Other expenses	-12.6	-12.6	-50.8	-42.6	-40.5	-40.7	-40.0
Total expenses	-30.5	-29.8	-121.9	-105.6	-97.5	-97.8	-99.8
Profit before impairment losses	12.2	15.4	54.1	44.6	36.4	29.8	28.2
Net impairment loss on financial assets	-1.1	-0.8	-4.9	-4.9	-3.2	-0.8	-2.1
Net operating profit	11.1	14.6	49.2	39.7	33.2	29.0	26.0
Income taxes	-2.2	-2.5	-9.3	-8.2	-6.9	-6.1	-5.3
Net profit for the period	8.9	12.1	39.9	31.5	26.3	22.9	20.7
Non-controlling interests	0.0	0.0	0.0	0.0	0.0	0.0	0.0
Shareholders in Bank of Åland Plc	8.9	12.1	39.8	31.5	26.3	22.9	20.7

Balance Sheet

Bank of Åland Group	Sep 30, 2022	Dec 31, 2021		Sep 30, 2022	Dec 31, 2021
<i>Assets</i>			<i>Liabilities</i>		
Cash and blances with central banks	520	894	Liabilities to credit institutions and central banks	648	867
Debt securities	1,018	718	Deposits from the public	4,207	4,070
Lending to credit institutions	102	64	Debt securities issued	739	1,197
Lending to the public	4,241	4,788	Derivative instruments	26	7
Shares and participations	35	15	Current tax liabilities	2	4
Participations in associated companies	7	15	Deferred tax liabilities	34	35
Derivative instruments	25	13	Other liabilities	114	50
Intangible assets	21	23	Provisions	0	0
Tangible assets	36	34	Accrued expenses and prepaid income	31	36
Investment properties	0	0	Subordinated liabilities	32	36
Current tax assets	2	0	Total liabilities	5,834	6,303
Deferred tax assets	6	5			
Other assets	94	34	<i>Equity capital and non-controlling interests</i>		
Accrued income and prepayments	39	31	Share capital	42	42
Total assets	6,145	6,635	Share premium account	33	33
			Reserve fund	25	25
			Fair value reserve	-18	3
			Unrestricted equity capital fund	28	28
			Own shares	0	
			Retained earnings	172	172
			Shareholders' portion of equity capital	282	302
			Non-controlling interests' portion of equity capital	0	0
			Additional Tier 1 capital holders	29	29
			Total equity capital	312	332
			Total liabilities and equity capital	6,145	6,635

Outstanding Long-Term Funding* September 30, 2022

Cover pool FIN

ISIN	Nominal Amt	Settlement date	Maturity date	Coupon	Currency	EUR eq amt	Time to maturity
XSo876678391	90 000 000	30-01-2013	30-01-2023	2.75	EUR	90 000 000	0.33
XS1496878742	250 000 000	29-09-2016	29-09-2023	0	EUR	250 000 000	1.00
FI4000375241	300 000 000	19-03-2019	19-03-2024	0.125	EUR	300 000 000	1.47
						640 000 000	1.13

* Excluding retained covered bonds

Sustainability information

Bank of Åland Group	Q3 2022	Q2 2022	%	Q3 2021	%	1.1 – 30.9 2022	1.1 – 30.9 2022	%
Greenhouse gases, tonnes of CO₂e								
Scope 1								
Emissions from owned and controlled resources	2.7	1.0		2.9	-7	4.7	4.6	1
Scope 2								
Energy-related emissions	4.3	12.8	-66	21.7	-80	30.7	73.9	-58
<i>of which from electricity according to market-based method¹</i>	4.3	12.6	-66	21.6	-80	30.1	72.5	-58
Scope 3*								
Purchased goods and services	22.5	26.1	-14	17.3	30	88.0	65.0	35
Capital goods	1.0	1.2	-18	1.8	-45	3.5	6.1	-43
Transport and distribution	30.7	22.2	38	22.2	39	84.0	77.0	9
Waste generated by own operations	0.5	0.5	-3	0.4	20	1.5	1.3	14
Business travel	127.9	85.0	50	20.1		235.3	34.3	
Leased assets	1.5	1.2	28	0.9	58	3.7	3.1	18
Total scope 3	184.1	136.2	35	62.7		416.1	186.9	
Total greenhouse gases, tonnes of CO₂e	191.1	149.9	27	87.4		451.5	265.5	70
Climate compensation	-191.1	-149.9	27			-451.5		
Net greenhouse gases, tonnes of CO₂e	0.0	0.0		87.4	-100	0.0	265.5	-100
1) Emissions from electricity according to location-based method subtracted from Nordic Residual Mix, tonnes of CO ₂ e	208.3	200.9	4	200.9	4	617.5	584.4	6
*Supplier-related emissions from purchases								
Emissions per employee (tonnes/average full-time equivalent)	0.84	0.70		0.41		0.70	0.44	
Emissions per EUR M earned (tonnes/EUR M)	4.47	3.47		1.93		3.29	2.04	

Disclaimer

- The presentation was prepared by Bank of Åland Plc for use in investor relations. This presentation is not intended for retail customers
- This presentation has been prepared on the basis of publicly available information which the Bank of Åland considers to be reliable
- This presentation may contain forward-looking statements, which are subject to risks, uncertainties, and assumptions. This presentation is being presented solely for your information and is subject to change without notice. No representation or warranty, expressed or implied, is made and no reliance should be placed on the accuracy, actuality, fairness, or completeness of the information presented
- This presentation does not constitute an offer or invitation to purchase or subscribe for any shares or debt instruments of the Company, and no part of this presentation shall form the basis of or be relied upon in connection with any contract or commitment
- The contents of this presentation may not be reproduced, redistributed or passed on, directly or indirectly, to any other person or published, in whole or in part, for any purpose